




How to Update your Child's Food Allergy/Intolerance on your Account

November 2024

To update your child's account online with any allergies or intolerance to food, please follow these instructions.

Log in to the account and click on your child's name that you need to update.



Welcome back Lucie!

MANAGE ACCOUNT

Manage Children's Accounts

Welcome to your account homepage.



Jane Smith
TEST

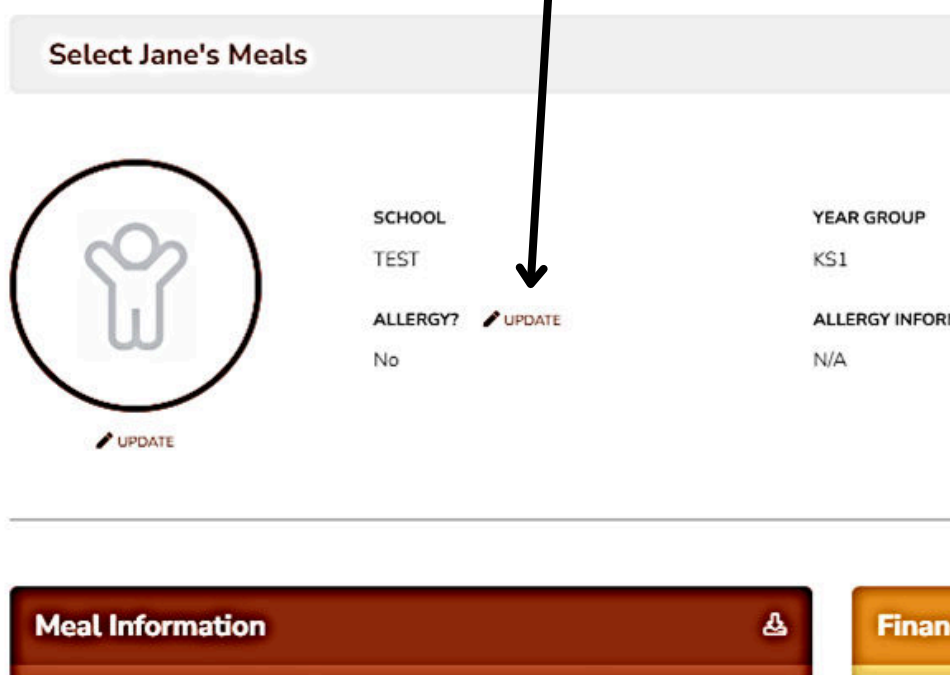


John TEST
TEST



Lucie Test
TEST

Where it says Allergy, please click on Update



Meal Information




Finan

2 boxes will appear, the top box is for the top 14 Allergens recognised by the Food Standards Agency.

The second box is for any other food restrictions not covered by the top 14 allergens and/or religious or lifestyle choices.

Select Jane's Meals SELECT MEALS

 <small>UPDATE</small>	SCHOOL TEST	YEAR GROUP KS1	CLASS Blue
	ALLERGY? <small>UPDATE</small> No	ALLERGY INFORMATION N/A	PREMIUM FREE MEALS? <small>UPDATE</small> No (Universal Free Meals)

Search below to add your applicable allergies from the top 14. Meals containing these allergens will be blocked from ordering.

Search below to add other applicable allergies. You may choose whether these are locked to prevent ordering, or unlocked to simply trigger a warning.


UPDATE ALLERGIES

Meal Information ⚠

Financial Information

When you type in the top box the allergen your child has, a box will appear e.g. Cereal (Gluten) this will block any meals containing that allergen preventing you from ordering a meal that would not be suitable for your child.

Select Jane's Meals SELECT MEALS

 <small>UPDATE</small>	SCHOOL TEST	YEAR GROUP KS1	CLASS Blue
	ALLERGY? <small>UPDATE</small> No	ALLERGY INFORMATION N/A	PREMIUM FREE MEALS? <small>UPDATE</small> No (Universal Free Meals)

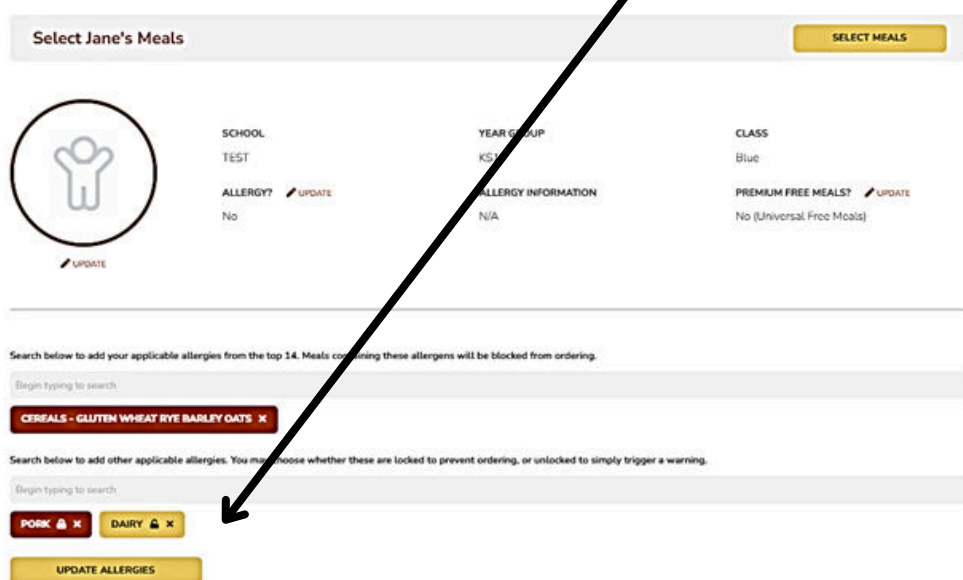
Search below to add your applicable allergies from the top 14. Meals containing these allergens will be blocked from ordering.

CEREALS - GLUTEN WHEAT RYE BARLEY OATS X

Search below to add other applicable allergies. You may choose whether these are locked to prevent ordering, or unlocked to simply trigger a warning.

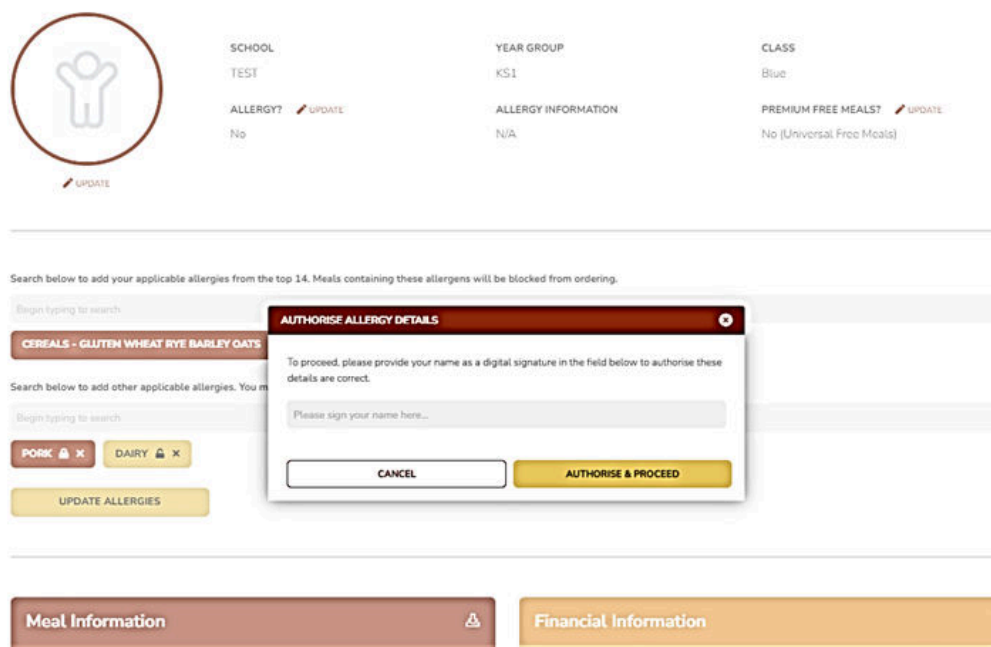
UPDATE ALLERGIES

With the second box, type in the food your child can not have and another Red box will appear e.g. Pork with a padlock which will block any meals containing pork from being ordered or you can click on the padlock and the box will turn yellow and this will instead of blocking the meals, it will give a warning each time you click on a meal containing that product. It will be up to you if you wish your child to have that meal. This is handy if your child has an intolerance where you are reducing a particular ingredient and wish to allow them to have certain items e.g. dairy intolerance, but not removing from diet completely.



The screenshot shows a web form titled "Select Jane's Meals" with a "SELECT MEALS" button. The form includes a profile icon with an "UPDATE" link, and fields for "SCHOOL TEST" (No), "ALLERGY?" (No), "YEAR GROUP" (KS1), "ALLERGY INFORMATION" (N/A), and "CLASS" (Blue). There is also a "PREMIUM FREE MEALS?" field (No [Universal Free Meals]). Below these fields are two search boxes for allergies. The first search box has a red button labeled "CEREALS - GLUTEN WHEAT RYE BARLEY OATS". The second search box has two buttons: "PORK" with a red padlock icon and "DAIRY" with a yellow padlock icon. An "UPDATE ALLERGIES" button is at the bottom. A black arrow points from the top right towards the "PORK" and "DAIRY" buttons.

Once you have added the allergy/intolerances to the account and either chosen to have these as warnings or blocked you then click on 'Update Allergies' and the account will be updated by you confirming with a digital signature and clicking on 'Authorise & Proceed'



This screenshot shows the same form as above, but with a modal dialog box titled "AUTHORISE ALLERGY DETAILS" open. The dialog contains the text: "To proceed, please provide your name as a digital signature in the field below to authorise these details are correct." Below this is a text input field with the placeholder "Please sign your name here...". At the bottom of the dialog are two buttons: "CANCEL" and "AUTHORISE & PROCEED". The background form is partially visible and dimmed.